

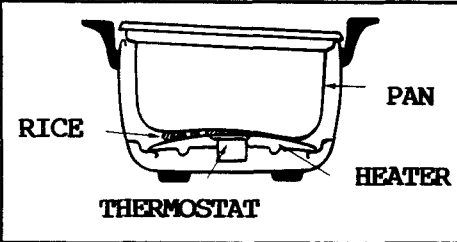
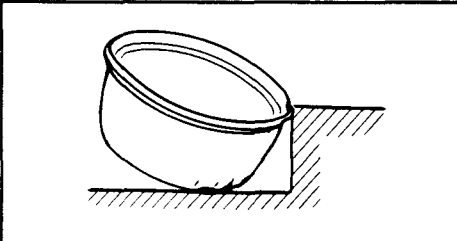
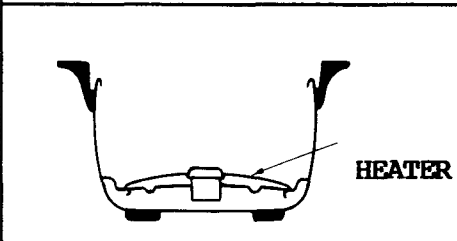
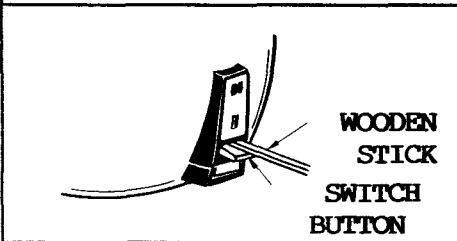
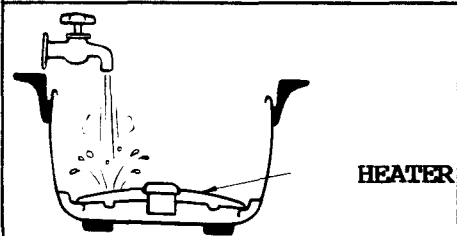
Panasonic/National

Specialty Products Section
Panasonic Company
Division of Matsushita Electric
Corporation of America

6550 Katella Avenue
Cypress, CA 90630
Telephone 714.373.7757
FAX 714.373.7790

Western Group

DEAR CUSTOMER: PLEASE READ THESE INSTRUCTIONS.

	<p>Avoid cooking rice with foreign matter: rice grains, oil and/or water drops, on the bottom of the pan, on or around the heater, or on the Thermostat surface. (Please try to keep the unit as clean and dry as possible.) Use in this condition may cause: * Early shut off. * Uneven cooking. * Heater and pan damage.</p>
	<p>Avoid dropping the pan carelessly, making it hit sharply on the table or any surface. Also do not put the pan on another heat source: your stove, gas cooker or bar-be-que. (Replace the pan if it gets damaged.) Use in this condition may cause: * Early shut off. * Uneven cooking. * Heater and pan damage.</p>
	<p>Avoid turning the unit on without the pan inside the Rice Cooker. Make sure that the unit is unplugged before you take the pan out of the unit. (Replace the heater if it gets damaged or warped.) Use in this condition may cause: * Early shut off. * Uneven cooking. * Heater and pan damage.</p>
	<p>Do not ever insert a wooden stick or any other object to keep the switch pressed down. This is a very dangerous thing to do. (If the switch does not stay down, there may be some other problem.) Use in this condition may cause: * Fire hazard. * Electrical hazard. * Heater and pan damage.</p>
	<p>Be careful not to splash water over the body or heater. Also make sure the pan bottom and sides are dry before inserting it in the unit. Use in this condition may cause: * Electrical leakage. * Electrical hazard. * Early shut off. * Heater and pan damage.</p>

Very truly yours,
Specialty Products Section.

Eddie Nakamoto
Eddie Nakamoto
Service Dept.